


# Reception Parents Phonics session



4/10/23

# What is Phonics?

- Phonics is where children learn all the different sounds (phonemes) that letters of the alphabet make.
- They learn to hear, say, read and write all phonemes.
- This develops children's ability to read and write with increasing independence and confidence.
- As a school we use Floppy's Phonics - does anyone remember him from your school days?




# How we teach Phonics

In Reception Children follow this teaching sequence:

- Review - This is where we recap the sounds we know.
- Teach - This is where a new sound is taught.
- Practise - This is where we use the new taught sound to spell and read.
- Apply - This is where the children use the sound to write words/sentences.
- Consolidate - This is where we recap the weeks learning to ensure children are developing a secure knowledge of Phonics.

# How you can help at home

- It is really important that you don't encourage children to say the names of the letters (ABC) this will not support their ability to read and write.
- Reading weekly with your child and using the Floppy's book to consolidate that weeks teaching.
- Using oxfordowls.co.uk to access lots of free books and extra practice.
- Access some useful websites that have interactive games.



Level I+: Book 1




# How you can help at home

- Each week, your child will come home with the 2 phonemes they have learnt.
- This is for you to look through with your child.
- Ask them to talk about the pictures.
- What sounds/phonemes can they hear?
- Can they have a go at writing the grapheme?
- You can keep it at home or bring it back to school. If you keep them at home, you will be able to refer to them over and over again.

# How can Phonics be successful?

- School and home working together.
- Sharing learning on Tapestry.
- Home reading.
- Talking through the home learning sheets that are sent home - these can be returned to school or kept at home. You could maybe upload a photo/video to Tapestry to show their progress.

# Phonics and writing



I can write my own story

--	--	--	--

WUNS UPON a farm  
the BUTTERFLY flew  
to the PART. ✓

--	--	--

b l "balloon" ✓ (TS)

k a c "cake" ✓

P t "present" ✓

c a r d "card" ✓

(I)

--

train ✓

# Phonics and writing

